


UniOP eTOP05C

The eTOP05C is a cost-effective HMI device with touchscreen interface and 5.6" monochrome LCD display with 16 shades of grey. The enhanced graphical capabilities compared to the basic eTOP05 make it the ideal choice for demanding applications on a limited budget. The integrated 10/100 Ethernet interface makes connectivity in complex control systems much more efficient.



- 5.6" monochrome display
- 16 grey levels
- 1/4 VGA (320x240 pixel) resolution
- Resistive touchscreen
- 10/100 Ethernet interface
- USB port
- Connection to industrial bus systems (requires optional plug-in modules)
- 64 MB internal user memory

Highlights

The eTOP HMI panels are part of the UniOP family of touchscreen products. All of the eTOP products support the rich common functionalities of the UniOP operator panels:

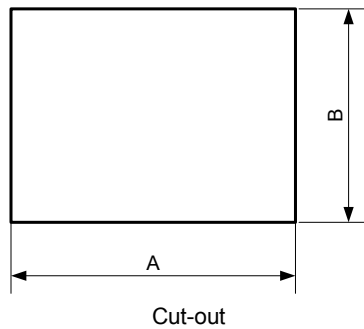
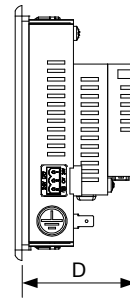
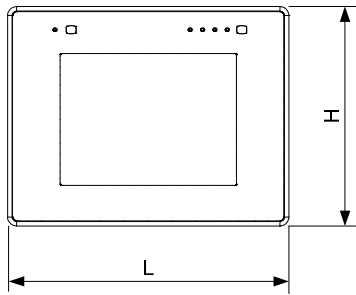
- Powerful and intuitive programming with the UniOP Designer 6 software
- Support of more than 150 communication drivers for industrial devices
- Built-in Ethernet port for connection to field devices as well as programming the HMI from Designer.
- USB host port for the connection of flash drives. Flash drives can be used for application upgrade as well as firmware upgrade of the device
- Optional plug-in modules for fieldbus systems and networks (Profibus DP, CANopen, DeviceNet, Interbus, KNX)
- Dual-driver communication capability
- Vector graphic capabilities including the support of multiple layers and object transparency.
- Display dynamic data in numerical, text, bargraph, analog gauges and graphic image formats
- Data acquisition and trend presentation. Trend data can be transferred to a host computer using the Ethernet connection.
- Recipe data storage. Recipe data can be transferred to a host computer using the Ethernet connection or copied to flash drives via USB connection.
- Multilanguage applications. The number of runtime languages is limited only by the available memory. All text information in the application can be exported in Unicode format for easier translation.
- Powerful macro editor to configure touchscreen operation
- Alarms and historical alarm list. Alarm and event information can be printed or transferred to a host computer.
- Eight level password protection.
- Report printing to serial printer. Reports are freely configurable using Designer.
- Ethernet-based UniNet network to share data between UniOP HMIs and to serve data using UniNet OPC Server.

Technical Data

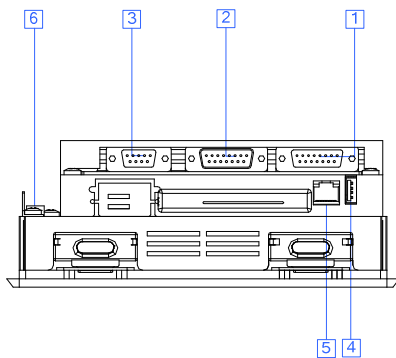
Display		UniNet network	
Type	Monochrome LCD, 16 grey levels	Alarms	Client/Server
Resolution	1/4 VGA, 320x240 pixel	Event list	1024
Active display area	121x91 mm (5.6" diagonal)	Password	1024
Colors	-	Hardware RTC	Yes
Backlight	White LED	Screen saver	Yes, battery back-up
Brightness	60 cd/m ² typ.	Buzzer	Yes
Dimming	No		Yes, audible feedback for touch screen
Memory		Ratings	
User memory	64 MB internal Flash	Power supply voltage	24 V DC (18 to 30 Vdc)
Alternate User memory	Optional removable 32/64 MB SSFDC memory card	Current consumption	0.8A at 24Vdc(max.)
Front panel		Fuse	Automatic
Touch screen	Analog resistive	Weight	Approx 1.4 Kg
Function keys	1	Battery	3 V 285 mA Lithium, non rechargeable, user replaceable, RENATA model CR2430. Replace with same component or equivalent.
System keys	-	Environmental Conditions	
User LED's	1	Operating temperature	0 to 50 °C
System LED's	4	Storage temperature	-20 to +70 °C
Interfaces		Operating and storage humidity	5 – 85 % RH non-condensing
PC/Printer port	Yes, RS-232	Protection class	IP65 (front panel) IP20 (rear)
PLC port	RS-232, RS-485, RS-422, 20 mA Current Loop	Dimensions	
Ethernet port	10/100 Mbit	Faceplate LxH	187x147 mm (7.36x5.79")
USB port	Host version 1.1 ⁽¹⁾	Cutout AxB	176x136 mm (6.93x5.35 ")
Aux port (fieldbus)	Yes, with optional modules	Mounting depth D	67 mm (2.63")
DX port (video input)	No	Approvals	
Serial programming speed	9600 – 38400 bps	CE	Emission EN 61000-6-4
Local I/O	No		Immunity EN 61000-6-2 for installation in industrial environments
Functionality			
Vector graphics	Yes		
Dual driver capability	Yes		
Video input	No		
Data acquisition and trends	Yes		
Recipe memory	Yes. Flash memory storage limited only by available memory ⁽¹⁾		

Note 1: operation of the built-in USB interface and recipe storage to flash memory require an appropriate firmware version and use of Designer 6.07 or higher.

Dimensions



Connections



- 1 PC/Printer Port
- 2 PLC Port
- 3 Aux Port
- 4 USB Port
- 5 Ethernet Port
- 6 Power Supply

Ordering Information

eTOP05C-0045
PROT-03

5.6" 1/4 VGA monochrome touchscreen with Ethernet interface
Disposable protection foil for 5.6" eTOP touch panels (10 pieces)

Tn252

Ver. 1.2

Copyright © 2007, 2008 Sitek S.p.A. – Verona, Italy

Subject to change without notice

The information contained in this document is provided for informational purposes only. While efforts were made to verify the accuracy of the information contained in this documentation, it is provided “as is” without warranty of any kind.

www.uniop.com